

**English:**

This half term we will be reading a range of stories written by the famous author Roald Dahl and discussing the style and features of his stories. We will focus on writing character descriptions. We will continue to work on punctuation skills including using exclamation marks, speech marks, commas and writing in paragraphs correctly. We are encouraging the children to be more independent writers by checking their own work for mistakes, adding extra information and checking it makes sense.

**Questions:**

*What are the similarities and differences between Roald Dahl's stories? Are any of the characters similar? How do we know what Roald Dahl's 'made up' words mean?*

**Year 2  
Curriculum  
Newsletter  
Term 5**

**Maths:**

We will work on missing number calculations, especially focusing on addition and subtraction with 2 or more numbers. We will continue to focus on developing mental maths skills, problem solving and investigative work, encouraging the children to apply their learning to different situations to solve problems. They will also practise reading and making times on analogue clocks to five minute intervals.

**Questions:**

*Is this true or false? How do you know? Explain your answer. Where will the hands on the clock be at quarter past 5? Where will the hands be on a clock at twenty to 8?*

**Reading**

Children will be reading a range of texts, fiction, non-fiction and poetry. We will discuss the features of each genre of books as well as developing inference skills. We will focus on answering questions about a given text, with children expected to be able to retrieve information from what they have read.

**Questions:**

*Find a word in the text that means xxx. Find an adverb in the text, how do you know it is an adverb? Use a dictionary to look up the meaning of xxx.*

**This half term our topic will be based on *Roald Dahl and Survival of the fittest* and much of our work will be cross-curricular, linking subjects wherever possible.**

**Science:**

This half terms focus is living things and their habitats. We will be learning about what animals need to survive and how their habitat gives them these things.


**Questions:**

*What is a habitat? What types of habitats can you name? What habitat is suitable for an amphibian? What do animals and humans need to survive? What would happen if one of those things was taken away?*

**Art:**

The children will be developing their drawing and painting skills. They will use different sketching pencils and watercolours. Inspiration will be taken from Quentin Blake who illustrates many of Roald Dahls novels.

## Year 2 Term 5

**PSHE:**

This half term the topic is 'Relationships'. We will discuss what it means to be loved and cared for and practise talking about our feelings. Children will discuss how to overcome troubles with friends and how to express their own opinions.

This terms school value is:

Honesty

**Geography:**

We will be learning about human and physical features. Can children recognise these features in the world around them?

**PE:**

This half term we will be learning about the importance of exercising and eating the right kinds of foods as part of being fit and healthy, and taking part in a range of athletic activities, including multi skills such as improving our running, jumping and throwing techniques. and movements. We will also be doing rugby fundamentals.

**Computing:**

This half term children will be focussing on music. In this unit, children will be using a computer to create music.

They will listen to a variety of pieces of music and consider how music can make them think and feel. The children will compare creating music digitally and non-digitally. We will look at patterns and purposefully create music.

**Music:**

We will continue to develop our knowledge of both pitch and beat. The children will learn to compose music using these and they will perform using their voices and instruments.

**Children's PE lessons this half term will be on a Monday and Thursday. As long as the weather is dry we will be having our PE lessons outside. If your child has their ears pierced please ensure they are taken out in advance or they are able to remove them themselves.**

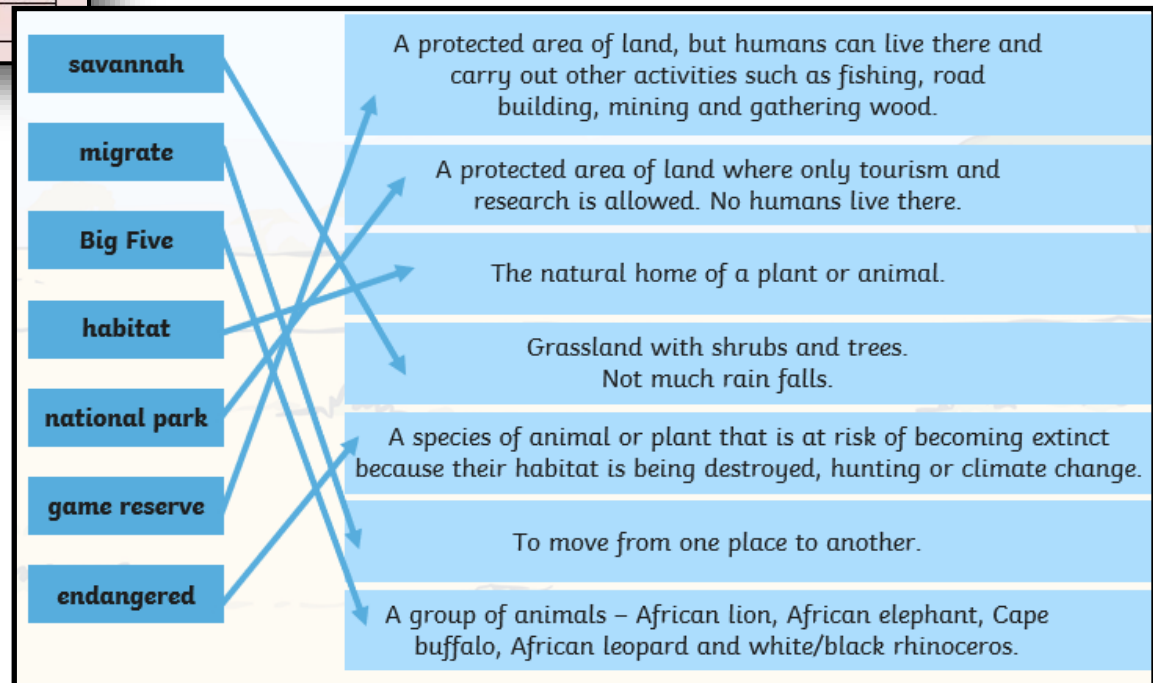

**As always, children are welcome to come to school in suitable PE clothes.**

Roald Dahl loved playing around with words and inventing new ones. In the BFG he gave this strange language an even stranger name – gobblefunk!

Try to match up his made up words to the correct definition.

Word	Definition
Babblement	The BFG's word for TV
Bootboggler	Formula makes you look younger
Chatbag	Delicious and lovely
Electric Fizzcolckler	Someone who talks a lot
Glubbage	The BFGs favourite drink
Frobscottle	Doing something very quickly
Hipswitch	Sweet which turns teeth green
Mint Jujube	Something rotting
Rotsome	Means rubbish
Pink spotted crunch	Sweet which gives electric shock
Scrumdiddlyumptious	A nice gossipy conversation
Telly-telly bunkum box	A creature which can eat people
Wonka-vite	An idiot or foolish person

Suffix Word Mat					
-ment	-ness	-ful	-less	-ly	
amazement	carelessness	beautiful	careless	amazingly	angrily
amusement	coldness	careful	colourless	badly	especially
argument	darkness	cheerful	harmless	extremely	finally
astonishment	goodness	colourful	helpless	friendly	gently
assortment	happiness	delightful	hopeless	happily	hardly
disappointment	illness	fearful	endless	immediately	instantly
embarrassment	kindness	forgetful	painless	kindly	lastly
encouragement	loneliness	grateful	speechless	lazily	loudly
enjoyment	sadness	helpful	spotless	luckily	neatly
equipment	tenderness	hopeful	thoughtfulness	nervously	probably
excitement	unfairness	peaceful	useless	slowly	suddenly
movement	unhappiness	powerful		unlikely	usually
punishment	weakness	spiteful		quickly	
	wickedness	successful			
		thankful			
		spoonful			
		thoughtful			
		wonderful			



# Vocabulary

# Home Learning

Please ensure you read with your child each night and record the title of their book in their reading record.

**Below are some suggestions of projects your children might like to work on this half term.**

Make their own Roald Dahl dictionary: can you make up your own words and meanings?

Make your own medicine using things from around the house. What will happen once the medicine is consumed? Write a story in the style of *George's Marvellous Medicine*.

Make your own model of George's house using the skills learnt in DT (hinges) Can you make Grandma burst out the top of the house too?

List human and physical features you can see when you look out of one of your windows at home.

## Roald Dahl Audio Books

<https://www.youtube.com/watch?v=ACgFC1-9b4A>

<https://www.youtube.com/watch?v=gkzcRdIEwy8>

<https://www.youtube.com/watch?v=7iqALkjrDp8>

<https://www.youtube.com/watch?v=gFoYBO5ZFwo>

<https://www.youtube.com/watch?v=63RI-UspWdY>

## Other Links

<https://www.bbc.co.uk/teach/superheroes/ks1-maths-collection/z6v4scw>

<https://www.bbc.co.uk/teach/class-clips-video/english-ks1-ks2-understanding-poetry-with-joseph-coelho/zdhhbqp3>

<https://www.bbc.co.uk/teach/class-clips-video/english-ks1-ks2-punctuation-pals/zh84mfr>

<https://www.bbc.co.uk/teach/why-is-a-dose-of-roald-dahl-so-good-for-my-kids/zk83t39>

# Websites