

Communication and Language:

We will be learning and using new vocabulary related to our topic & thinking about how we can use it in sentences. We will be listening to stories about Hedgehogs, Squirrels and being part of a family. We will be making sure we understand how to listen well during stories and teaching inputs.

Reading

We will be learning to listen to stories to sequence events and retell them in our own words using the story language in the core text. We will use our knowledge of stories to predict what characters (who), events (what doing) and settings (where) will be included. We will start to follow the RWI phonics programme. Look out for links to help practice the sounds that we learn in phonics and letter formation sheets.

Writing




We are all learning to write our name using the correct letter formation.—just a capital for the first letter and lower case for the rest. We will be doing different fine motor activities to help our hands become stronger and to hold scissors and pencils correctly. We will draw pictures and talk about our drawings and some of us will begin to write initial letters/labels/captions to go with our pictures. We will also be using the RWI rhymes to help us form letters.

Physical Development:

We will be working on both gross (big movements) and fine (small movements) motor skills. We will be developing balancing skills and climbing skills using apparatus outside. We will also think about how our bodies feel during exercise and how exercise helps us to keep healthy. We will learn to use simple tools including knives and forks. **Remember wear PE kit to school EVERY Thursday & take jewellery off before you come in on a Thursday ready for PE sessions.**

Our Topic

All about Me!



Maths:

We will be learning to recognise, count and use numbers to 10. We will think about how we can represent numbers in different ways and begin to compare amounts using **more/fewer**. We will start to **subitise** as we begin to recognise amounts without counting. We will also be looking at patterns; making our own repeating patterns and sorting by pattern and colours.

PSED:


We will be learning to follow routines and rules in our new setting. We will be learning to form relationships with new adults and friends, as part of our focus on our core value of **Friendship**. We will be learning to select and use resources appropriately to support our learning. We will also be talking about our families and being part of a family including our new school family.

Understanding of the World:

This term as well as talking about customs and traditions of our own families and other families we will be thinking about animals families in the wild. We will learn about moles/hedgehogs and squirrels including how they grow, where they live, what they eat and how we can help them.

Expressive Arts and Design:

We will be learning to sing simple songs/rhymes independently; including songs about hedgehogs and squirrels. In art we will be looking at colour, patterns & texture to make our own artwork. Then we will be looking at Kandinsky's Circles and experimenting to make our own. We will be painting hedgehogs and squirrels & drawing family pictures.



Home Learning

Can you draw a picture of your family?



Look around for patterns - stripy ones, spotty ones, where do you see them? What colour are they? Can you create a spotty/stripy pattern?



Websites

<https://www.bbc.co.uk/cbeebies/shows/alphablocks>

<https://www.bbc.co.uk/cbeebies/shows/numberblocks>

<https://www.phonicsplay.co.uk>

<https://www.topmarks.co.uk/maths-games/3-5-years/counting>

<https://www.youtube.com/watch?v=6RfIKqkvHTY>

Get active with the sticky kids:

<https://www.youtube.com/watch?v=adjODyOsETU>

We will be reading these books in class:

The Leaf Thief - Alice Hemming

My Mum & Dad Make Me Laugh - Nick Sharratt

The Enormous Turnip—Ladybird First Favourite Tales

Big Hedgehog and Little Hedgehog—Britta Teckentrup

Lulu reads to Zeki—Anna McQuinn

You can find them on youtube to share