

English:

This half term we will be focusing on non-fiction reading and writing, about the space and the space race. We will be learning to write a non-fiction booklet linked to our topic, learning in a variety of interesting ways to write it. The children will also learn a fictional story about space and imitate and innovate the story.

The children will continue to learn phonics. We will be working on our handwriting and presentation skills. We will also learn and review grammar skills : plurals, conjunctions, apostrophe, past tense.

Questions:


What is a fact ? How we can use the information to create a text? What we know about the Space and the Space Race? How to write a non-fiction book?

Reading

Children will be reading a range of texts, fiction, non-fiction and poetry. Developing inference skills, by chosen short texts about the space and the astronauts who were part of the space race. Children will continue to bring home two books linked to their phonics learning that week.

Questions:

Who was the first man on the moon? What is the NASA?



Year 2

Term 3

This half term our topic will be based on *One Small step and our Space adventure*. Much of our work will be cross-curricular, linking subjects wherever possible.

Maths:

We will review addition as multiplication, and repeated subtraction as division. We will be learning to identify fractions: one half, one quarter, three quarters and one third of a whole; and how to use these fraction to solve problems. We will also be discussing equivalent fractions. Will we learning about measurement and we will become specialists on statistics: To interpret and construct simple, tally charts, block diagrams and tables, estimation, halves and doubles.

Questions:

How can we find $\frac{1}{2}$ of the amount?
How many parts of the whole do you need to colour? What is my shape?

Science:

Let's be scientist let's have fun! We will be learning all about Gravity and how Isaac Newton discovered it. We will do a surface gravity test. We will also talk about our solar system and constellations. Work scientifically by using first hand experiences, pictures and videos, asking and answering questions

Questions:

What do you already know about the space?
What would happen if we didn't have gravity?
Is this true or false?

Design Technology:

During DT this half term we will focus upon designing and making different types of rockets and discussing how they travel. The children research rockets, design a prototype then decide on their final design before testing it.

PE:

We have PE on a Friday this half term. We will be doing PE outside as much as possible so please ensure your child wears their PE Kit. Children will be practising the skills to create a whole class dance and will also have multi skills lessons

PSHE:

Our theme for PSHE and RSE this half term is Dreams and Goals. Children will learn how to keep motivated when they find something challenging and how to help themselves and others achieve their goals.

RE:

This topic teaches the children about the features of a church and links the features to key aspects of Christianity. We will talk about special places and that different people see different places as special.



Year 2

Term 3

**Computing:**

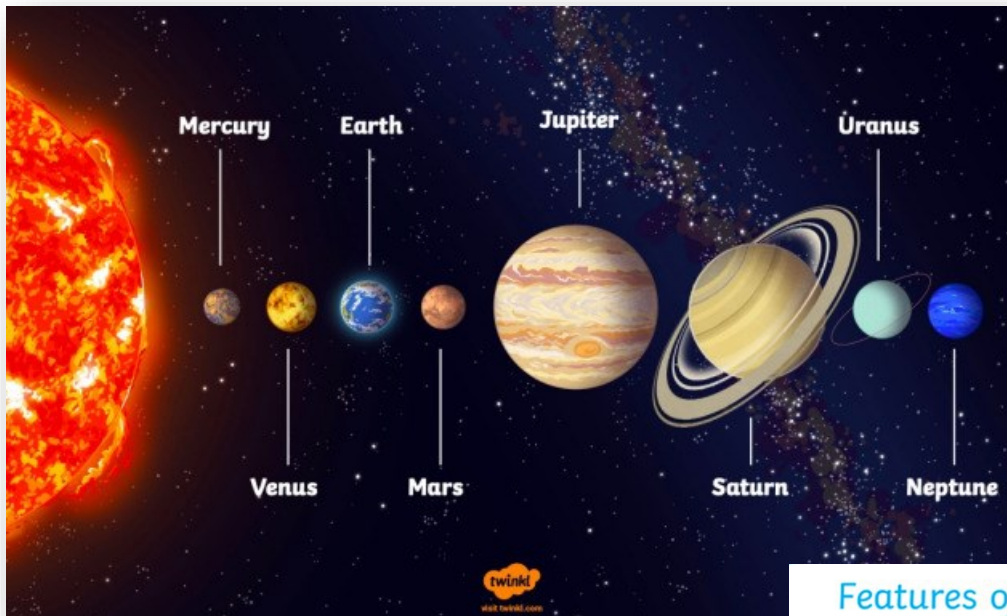
In computing children will be exploring animation. They will first evaluate existing and familiar animations and discuss what makes them so successful. Children will then use an app to create their own animation. Our Online Safety theme for this half term is Online Bullying. Children will review what bullying is and how it can make someone feel (linked to last half term's PSHE learning) Children will also think about how bullying can happen online, what this might look like and how to seek help if this is happening.

Music:

Our theme for this half term is "I want to play in a band". Through our use of Charanga children will learn about singing and playing together in an ensemble, as well as learning to sing, play, improvise and compose with this song, children will listen and appraise classic Rock songs.







History:

Children find out about a range of scientists who have helped us to learn about space. They can put events in order from the space race. They will also compare how space was investigated in the time of Newton, Stephen Hawking and Tim Peak and discuss the changes in Space over time.










	Soviet Union	United States
1970	The first robot controlled from earth lands on the moon. November 1970	Americans Neil Armstrong and Edwin "Buzz" Aldrin are the first men on the moon. July 20, 1969
1969		
1968		
1967	Luna 9 is the first Russian spacecraft to land on the moon. February 1966	Surveyor 1 is the first U.S. spacecraft to land on the moon. June 1966
1966		
1965	The first Russian spacewalk lasts for 12 minutes. March 1965	The first American spacewalk lasts for 22 minutes. June 1965
1964		
1963		John Glen is the first American to orbit the earth. February 1962
1962		
1961	Yuri Gagarin is the first man to orbit the earth. April 12, 1961	Alan Shepard is the first American in space. May 5, 1961
1960		Joan wrote her letter. May 2, 1961
1959		
1958	Sputnik - the first satellite in space - is launched. October 1957	Explorer 1 - the first U.S. satellite - is launched. January 1958
1957		

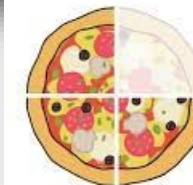
Features of Non-Fiction Texts

	Glossary A glossary is like a dictionary, which explains what key words from the text mean.	
	Index Page The index is usually at the back of the book. It lists important words from the book in alphabetical order.	
	Captions A caption is a phrase or sentence which explains what is shown or happening in a picture.	
	Labels Labels are words which help you to identify a picture and its parts.	
	Contents Page A contents page is at the front of a book. It tells you what is in the book in order, listing the titles of the chapters or sections.	
	Photographs These are pictures throughout the text to show you what things look like.	
	Subheadings Subheadings are mini titles throughout a text which tell you what that specific section is about. They are usually bold or bigger than the rest of the writing.	
	Headings A heading is the main title of the text, which tells you what the text as a whole will be about.	

Fractions Mat

	1 one whole		1/6 one sixth
	1/2 one half		1/7 one seventh
	1/3 one third		1/8 one eighth
	1/4 one quarter		1/9 one ninth
	1/5 one fifth		1/10 one tenth

twinkl
www.twinkl.co.uk



$\frac{3}{4}$

Numerator

How many equal parts do you have?

Denominator

How many equal parts is the whole divided into?

Vocabulary


Oldbrook
First School & Nursery
Together we make the difference

Home Learning

Below are some suggestions of projects your children might like to work on over the half term.

Create a non-fiction book all about the The Space Race. Remember the features of non-fiction books.

Write your adventure to space. Imagine you are an astronaut and you visit the moon. How did you travel to the moon? How long take you t arrive there? Who was with you? Remember you are talking about you already done so use the past tense.

Create a piece of art about pointillism, use the tools and the program paint. You can also use your Purple mush.

Gravity testing: Look around your home. Can you make a list of objects around your home with a different sizes. Then place two of them **(which are not fragile or easy to break)** in your hands and drop them at the same time. which object will fall first? Which is faster? which one is slow?



<https://www.bbc.co.uk/sounds/series/p03bv899>

<https://www.bbc.co.uk/programmes/>

[articles/37Gb54y0YKMPf5BmqHgHhNR/homeschool-](https://www.bbc.co.uk/programmes/articles/37Gb54y0YKMPf5BmqHgHhNR/homeschool-history-lesson-the-space-race)

[history-lesson-the-space-race](https://www.bbc.co.uk/programmes/articles/37Gb54y0YKMPf5BmqHgHhNR/homeschool-history-lesson-the-space-race)

<https://www.bbc.co.uk/programmes/m000hmmd>

<https://www.bbc.co.uk/bitesize/primary>

<https://www.youtube.com/watch?v=xvaEvCNZymo>

<https://www.youtube.com/watch?v=Qd6nLM2QIWw>

<https://www.youtube.com/watch?v=2ydh7AShMzM>

Websites