
















Nursery Remote Learning Timetable - Week 6 08/02/21

To access the phonics play activities please login with Username: jan21 & password: home (follow the link on page 2)

	Monday	Tuesday	Wednesday	Thursday	Friday
Start the day with an active activity to wake yourself up! 😊					
9.00 Online Click on the pictures to follow the links	Do the penguin dance 	Winter wonderland yoga 	Cbeebies boogie 	The listening game 	Do the penguin dance 
	Login to our Microsoft Teams session	Complete the activities on tapestry/shared on teams at the beginning of the week			Login to our Microsoft Teams session
11.00	We will talk about the home learning challenges set this week & go through the resources you will need.	Can you use an empty box to create a 3D Arctic scene? Use junk modelling, paper, fabrics, polystyrene packaging and anything you can find to create your own freezing cold place (ideas on page 2).			We will share some of the learning you have completed.
Daily activities					
Try to do at least one of these phonic activities and one number activity each day.	Phonics: <ul style="list-style-type: none"> Read your letter sound flash cards (watch this demonstration of how to say the letter sounds: https://www.youtube.com/watch?v=UCI2mu7URBc) Sing a song of sounds   or practise reading sounds Sort objects by first sound (then try end sound e.g. pot, cot, mat all end in 't') Download the free app 'Meet the Alphablock's for developing knowledge of letter sounds 			Number: <ul style="list-style-type: none"> Counting objects accurately...count sounds Match numeral to the correct amount Roll a dice and count the spots...start to recognise the pattern so you don't need to count Compare amounts which has more/fewer? Download the free app 'Meet the numberblocks' for developing number skills 	
Follow up activities to complete at home					
Online Click on the pictures to follow the links	Meet new sound l 	Count the Yeti 	Adding with numberblocks 	Count how many altogether... 	Meet new sound f 
Activities to try at home - you can do some straight into your home learning book.	Practise writing new sound 'l' in your book...start at the top go down and flick at the bottom. Draw a ladybird on a log!	Start to make your 3D Arctic scene/model (ideas on page 2).	Look at the dot jotting demonstration on Tapestry and do some dot jotting sums in your home learning book.	Follow the steps below to try to draw your own polar bear...you could cut it out and put it in your 3D Arctic model 😊	Find some items that start with 'f'...draw them/take a photo of your collection and email it into nursery.
Online Click on the pictures to follow the links	Polar bears play 	Frozen planet - penguins 	Use an internet search engine to get some ideas for your 3D Arctic scene.	Frozen planet - polar bear cubs 	Take a digital photo of your 3D Arctic scene and email it to; cygnets@oldbrookschoo.co.uk

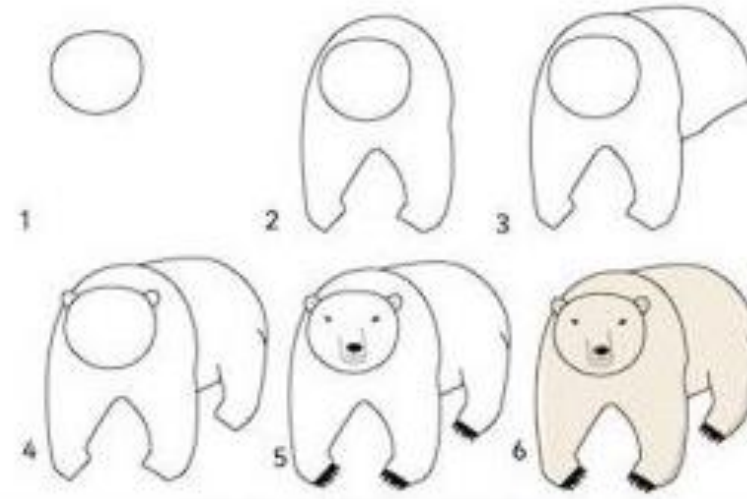
If you have any queries please email cygnets@oldbrooks.school.co.uk

You may log in with the following details:

username: jan21

password: home

Use this link to login to phonics play for the phonic games:
Can you follow the steps to draw a polar bear?



Find an empty box to create your own 3D Arctic cold scene...



Paint/cover the inside of the box, add cotton wool and empty white pots



Then decorate with animals/pictures/beads etc. Send a photo into nursery 😊