

In this topic children will talk about their feelings & describe some celebrations they take part in. We will also find out about owls and other nocturnal animals.

Communication and Language:

We will be talking in sentences about our **feelings** & tell our friends about times we have felt **happy, sad, worried & excited**. We will continue to listen well to stories & talk about the **characters (who), events (what doing) & settings (where)**. We will be playing listening games to develop our auditory memory & sound recognition and to follow longer instructions.

Reading:

We will continue to listen to stories with increasing attention and recall so that we can sequence events and talk about the characters. We will look at information books (non-fiction)
We will listen carefully to sounds and start to identify the first sound in words & begin to recognise some written letters (graphemes).





Literacy:

We will continue to recognise our name and begin to form some letters in our name—remember just a capital for the first letter then lower case letters e.g. Tanya ✓ TANYA ✗
We will be drawing pictures/making marks and talking about what they mean, we will be trying to write some letters e.g. the first sound in a word to label a picture.

Physical Development:

We will start to have a 'Fitness Friday' where we will be completing different PE activities using small apparatus. **Please come dressed in appropriate sports wear on Fridays.** We will also be exploring expression of feelings and sounds (fireworks) through dance. Our fine motor skills will continue to be developed using playdough, a range of tools and puzzles.

Why do owls fly at night?



Maths:

We will continue to develop our number sense to count and compare amounts & to recognise numbers. We will use objects to begin to solve simple problems.
We will name and use 2D shapes to make pictures and patterns (owls, Rangoli etc.) as well as describe their properties using **round, curved, straight, corners, sides**.

PSED: We will be talking about our feelings and identify things that have made us feel **sad, happy, worried and excited**.

We will be learning how to keep **safe** when it is dark and around fireworks.

Understanding of the World:

We will find out about the celebration of Diwali, Christmas & the tradition of bonfire night and talk about our experience of these festivals.

We will learn to name the features of an owl and find out about how they live. The term 'nocturnal' will be introduced and we will find out which animals are awake at night.

Expressive Arts and Design:

We will be developing our imaginative role play in the home corner while acting out family customs and traditions associated with festivals.

As part of our creative development we will be painting owls, making play dough owls, using pencils to draw & creating patterns.



Home Learning

Can you use shapes to make an owl picture?



What celebrations do you and your family take part in?
What special things do you do? Share a photo of a special family celebration send it to ;

nursery@oldbrookschoo.co.uk

Can you find out what other animals are nocturnal? You could ask a grown up to write a list, draw some pictures or cut out pictures of nocturnal animals and stick them on a piece of paper together.



Websites

Try these phonic games:

www.phonicsbloom.com

www.phonicsplay.co.uk

Sing our song of sounds at;

<https://www.youtube.com/watch?v=48uf9I6P2xQ>

Listen to the story 'Owl Babies'

<https://www.youtube.com/watch?v=TPQRiSTYFHo>

Try these shape games:

<https://www.topmarks.co.uk/early-years/shape-monsters>

Get active with the sticky kids:

<https://www.youtube.com/watch?v=adj0Dy0sETU>

The main stories we will explore in class:

Owl Babies— Martin Waddell

The Christmas Eve Tree—Delia Huddy

Range of non-fiction books; owls, nocturnal animals, night and day