



















Nursery Remote Learning Timetable - Week 4 25/01/21

To access the phonics play activities please login with Username: jan21 & password: home (follow the link on page 2)

	Monday	Tuesday	Wednesday	Thursday	Friday
Start the day with an active activity to wake yourself up! 😊					
9.00 Online Click on the pictures to follow the links	Head, shoulders... 	Dance party 	Robot dance 	Awesome dance 	Baby shark 
	Login to our Microsoft Teams session	Complete the activities on tapestry/shared on teams at the beginning of the week			Login to our Microsoft Teams session
11.00	We will talk about the home learning challenges set this week & go through the resources you will need.	<ul style="list-style-type: none"> Look at the story map activity on tapestry...can you try to create your own story map for Diamond in the snow? (There are pictures on page 2 to help you). Look at the repeating pattern activity on Tapestry - try to make your own repeating pattern. 			We will share some of the learning you have completed.
Daily activities					
Try to do at least one of these phonic activities and one number activity each day.	Phonics: <ul style="list-style-type: none"> Read your letter sound flash cards (watch this demonstration of how to say the letter sounds: https://www.youtube.com/watch?v=UCI2mu7URBc) Sing a song of sounds <div style="text-align: center;"></div> <ul style="list-style-type: none"> Sort objects by first sound (then try end sound e.g. pot, cot, mat all end in 't') Download the free app 'Meet the Alphablocks' for developing knowledge of letter sounds 			Number: <ul style="list-style-type: none"> Counting objects accurately...count sounds Match numeral to the correct amount Roll a dice and count the spots...start to recognise the pattern so you don't need to count Compare amounts which has more/fewer? Download the free app 'Meet the numberblocks' for developing number skills 	
Follow up activities to complete at home					
Online Click on the pictures to follow the links	Meet new sound 'e' 	Find out how moles live... 	Count along with the story 	Meet new sound 'r' 	Meet new sound 'u' 
Activities to try at home - you can do some straight into your home learning book.	Find some items that start with 'e'...draw them/take a photo of your collection and email it into nursery.	Can you remember a mole fact from the video? Draw a mole and tell your adult the fact you remember - they can write it down for you.	Ask your adult to write some numbers in your book...can you draw a set of objects to match the number? E.g. 3 	Create your own story map for Diamond in the snow in your home learning book.	Can you make another repeating? You could draw one or make one out of objects you find & take a photo of it. This time try to use 3 items to repeat e.g. 
Online Click on the pictures to follow the links	Watch the clip of icicles forming 	Count, order & match Ladybird Spots 	Match the sounds 	Hear the rhyme 	Hear the rhyme 

If you have any queries please email cygnets@oldbrookschoo.co.uk

You may log in with the following details:

username: jan21

password: home

Use this link to login to phonics play for the phonic games:

Some pictures from Diamond in the Snow to help with your story map.



Some ideas for repeating patterns.

