












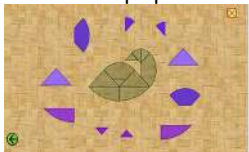




Nursery Remote Learning Timetable – Week 3 18/01/21

Please Login to Microsoft Teams for live lessons that support the links and learning below, there are also more resources for you to use in the Cygnets group files on Teams.

Please watch this demonstration to say the letter sounds: <https://www.youtube.com/watch?v=UCI2mu7URBc>

To access the phonics play activities please login with Username: jan21 & password: home (follow the link on page 2)

	Monday	Tuesday	Wednesday	Thursday	Friday
Start the day with an active activity to wake yourself up! 😊					
9.00 Online Click on the pictures to follow the links	Cosmic Kids Yoga 	Warm up time 	Bend and stretch  www.stickykids.com	Stand up, sit down 	Let's go walking  www.stickykids.com
Login to our Microsoft Teams session					
11.00 Login to Microsoft teams	Topic We will share our new story 'Diamond in the Snow'.	Phonics We will be reading sounds, identifying the initial sound & blending sounds to hear the word.	Maths You will show me the shape I name and we will count the sides/corners. We will make a repeating pattern.	Phonics We will be reading sounds, identifying the initial sound & blending sounds to hear the word.	Maths We will recap 2D shape names and guess the shape. Introduce and name 3D shapes.
For today's Teams session you will need these resources:					
Resources		Letter cards a, i, m, g, d, s, o, t, p  lower case letters!	<ul style="list-style-type: none"> Shapes (circle, triangle, square, rectangle - drawn onto post-it notes/small piece of paper/card) Your fingers! 😊 	<ul style="list-style-type: none"> Something that starts with d something which starts with o Letter cards a, i, m, g, d, s, o, t, p 	<ul style="list-style-type: none"> Shapes (circle, triangle, square, rectangle - drawn onto post-it notes/small piece of paper/card) Your fingers 😊
Follow up activities to complete at home					
Online Click on the pictures to follow the links	Sing a song of sounds 	Match the sounds 	Read the sounds 	Hear the rhyme 	Hear the rhyme 
Activities to try at home - you can do some straight into your home learning book.	Can you make some ice like the icicle was made of in our story? What do you put in the freezer to get very cold (water). what has it turned into (ice)? Draw this in your book/take photos and send them in. What happens to the ice when it comes out of the freezer? You could put some treasures in your ice blocks - how can you release them as quickly as possible?	Draw a shape picture in your book - try to use as many shapes as you can.	Look at the pictures of mole below - how did he feel when he found the 'diamond'? How did he feel when the diamond had gone? Can you draw mole in your book?	Can you find a cube, a cylinder or a cone shaped item around your house or when you go out to exercise? Draw it in your book or take a photo and send it into school.	
Online Click on the pictures to follow the links	Watch the clip of how the snowflake develops. 	Play a shape game 	Do a shape puzzle 	Finish the pattern 	Sing and count the snowflakes 

There are more activity ideas on your child's Tapestry account!

If you have any queries please email cygnets@oldbrookschoo.co.uk

Use this link to login to phonics play for the phonic games:

You may log in with the following details:

username: jan21

password: home

How was mole feeling...?



Watch and sing along to these shape songs

The Shapes Song
Educational Songs 1 · 2018



Shapes Song 2
Educational Songs 3 · 2018

