

















Nursery Remote Learning Timetable - Week 2 11/01/21

Please Login to Microsoft Teams for live lessons that support the links and learning below, there are also more resources for you to use in the Cygnets group files on Teams.

If you have any queries please email cygnets@oldbrooks.school.co.uk

Please watch this demonstration to say the letter sounds: <https://www.youtube.com/watch?v=UCI2mu7URBc>

	Monday	Tuesday	Wednesday	Thursday	Friday
Start the day with an active activity to wake yourself up! 😊					
9.00 Online Click on the pictures to follow the links	Cosmic Kids Yoga 	Warm up time 	Bend and stretch  www.stickykids.com	Stand up, sit down 	Let's go walking  www.stickykids.com
Login to our Microsoft Teams session					
11.00 Login to Microsoft teams	Topic We will talk about the characters in the Tale of Jack Frost	Phonics We will be reading sounds, identifying the initial sound & blending sounds to hear the word.	Number You will help me to order my numbers and match to the correct amount.	Phonics We will be reading sounds, identifying the initial sound & blending sounds to hear the word.	Number You will read my number card and draw the matching amount of dots. We will count how many dots altogether in a set.
For today's Teams session you will need these resources;					
Resources		Letter cards s, a, t, i, m, o, c  lower case letters!	<ul style="list-style-type: none"> • Number cards 1 - 5 • Dot cards 1 - 5 • Your fingers 😊 	<ul style="list-style-type: none"> • Something that starts with a, something which starts with m • Letter cards s, a, t, i, m, o, c 	<ul style="list-style-type: none"> • Number cards 1 - 5 • Dot cards 1 - 5 • Your fingers 😊 • Paper and pencil/pen
Follow up activities to complete at home					
Online Click on the pictures to follow the links	Choose the counting game... 	What sound does it start with? 	Choose the matching game... 	Read the letter sounds 	Listen to another Jack Frost story 
Activities to try at home - you can do some straight into your home learning book.	Draw one of the characters from the enchanted forest in the Tale of Jack Frost. (pictures below). Tell your grown up what they are like so they can write the words for you.	Can you design a creature from an enchanted forest? What is your creature called?	Listen to the frosty poem Jack Frost- By Gillian Harker (below). Can you spot the words which rhyme?	Pick a number card and draw the matching amount of dots in your book. Can you write the number?	Today we are going make a character using clay or dough. I wonder if you can make a character at home?
Online Click on the pictures to follow the links	Where do snowflakes come from? 	Choose the ordering game... 	Sing a song of sounds 	Where do icicles come from? 	How to build a snowman 

There are more activity ideas on your child's Tapestry account!

Jack Frost

Jack Frost is never heard or seen,
But you can tell just where he's been,
For while you're fast asleep at night,
He paints the world a sparkling white.

His freezing fingers, in a trice,
Turn every puddle into ice.
On window panes those fingers trace
Fine twinkling patterns, just like lace.

On silken webs some spider's spun
Jack Frost hangs crystals just for fun.
You can't see Jack Frost, it is true,
But he can still reach out at you.

So, wrap up warm, please, take my tip,
Or you'll feel Jack Frost's icy grip.

Jillian Harker



Click on the link to watch frost form →