



Learning Project
People Who Help Us!

Age Range: Chicks and Ducklings ☺

As some of us are now returning to school we are setting home learning that is similar to what we are doing at school. For us to be able to monitor this and to support you more at home we need to see the learning that you are doing. For children in Reception we are asking for all parents to upload at least three observations onto Tapestry each week. If you have not accessed Tapestry or unable to access your account then please e-mail admin@oldbrookschoo.co.uk so that a re-confirmation email can be re-sent. Please send any other work to your child's class email below:

ducklings@oldbrookschoo.co.uk chicks@oldbrookschoo.co.uk

Mrs Bell

Please click on the pictures. You will need to sit with your child to support them. Mr Hopkins

Monday 15th June


Move it Monday.



Play tricky word trucks- start with phase 3
Login is March20 password home



This week we are learning about 1 more/1 less can you find some blocks or counters to solve problems with



Tuesday 16th June

People who help us-Policeman



Can you roll a dice and answer questions about 1 more/ less




Wednesday 17th June

Click on the picture to explore some mindfulness activities that you can do at home throughout lockdown to help their mental wellbeing



Complete the one more/less sheet in your pack



Thursday 18th June

Sing the song about people who help us



Watch the numberblocks clip



Friday 19th June

People who help us- fireman



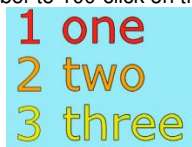

Solve the more/less problems in your packs


Find One More or One Less

Home Learning Challenges

Ask your grown-up to tell you a number. Place this number of raisins or cereal pieces on your plate. If your grown-up says 'one more', can you add one more and say the number you have? If your grown-up says 'one less', can you eat one then count the number you have left?

There are 6 frogs on a log. One jumps into the pond. How many frogs are left on the log? Can you draw a picture to show the number of frogs?

Monday 22nd June		
	Phonics play games phase 3 	I spy People Who Help Us 1 Spy and Count to 20 p us Checklist 
Tuesday 23rd June		
People who help us- doctor 		Number to 100-click on the link 
Wednesday 24th June		
Mindfulness time.. 		Practise writing numbers and number words to 10 
Thursday 25th June		
Sing the song about people who help us 		Addition to 10- can you investigate ways of making 10? Write as many as you can, you can use blocks or objects to help you
Friday 26th June		
Imagine what you would like to be when you grow up... 		Can you practise counting in two's 

Regular Writing Tasks (Aim to do 1 per day)	Regular Reading Tasks (Aim to do 1 per day)
<p>Keep practising letter formation, a little handwriting practise everyday will help</p> <p><i>a b c d e f g h i j k l m</i> <i>n o p q r s t u v w x y z</i></p> <p>Can you make a little information book about people who help us?</p> <p>Can you write about what you would like to be when you grow up. Do you think you will help people?</p> <p>Can you write a letter to someone that helps to say thank you?</p> <p>Practise writing phase three phonic captions from the cards in your pack- parents could read them and see if your child can write them</p>	<ul style="list-style-type: none"> Read a variety of books at home. Favourites can be repeated. Hearing the patterns of language in a story will support your child's language development. Pause while reading and encourage your child to jump in & say the next word, ask them to join in the phrases that are repeated throughout the story With your child, look around their environment for the sounds they are currently learning. Which ones can they see and say? Read these phase 3 phonic cards and match them to the picture  <p>Practise reading key words and trying to spell them correctly- you will find these in your pack.</p>



Learning projects - to be completed throughout the 2 weeks

People who help us

Calling 999



Watch the link to learn about calling **999** can you talk to your child about what to do in an emergency

First aid at home



Watch the link to find out about first aid at home and what you could do.

Could you make a safety poster?



Junk modelling could you use a big box to make a police car, fire engine or an ambulance?



Additional learning resources parents may wish to engage with

Useful websites

<https://www.purplemash.com>

<https://www.phonicsplay.co.uk/>

<https://www.bbc.co.uk/cbeebies/shows/numberblocks>

<https://home.oxfordowl.co.uk>

<https://www.youtube.com/user/CosmicKidsYoga>

<https://www.bbc.co.uk/cbeebies/shows/alphablocks>

Twinkl - to access these resources click on the link and sign up using your own email address and creating your own password. Use the offer code UKTWINKLHELPS.

