



Learning Project WEEK 2 – The Area You Live In



Year 2
Dragonflies & Frogs



Hello all Dragonflies and Frogs

We hope you're well and keeping yourselves busy whilst staying at home. We've really enjoyed speaking to you and your parents on the phone over the last few weeks, even if some of you have found it a little strange! We love hearing about what you've been getting up to at home. Don't forget to take any photos of your home learning or the activities that you've been doing and send them to our email

community@oldbrookschool.co.uk

We love seeing them! Remember to add in the email that you are happy for the image, together with your child's first name and class to be used on the school website

Speak soon

Mrs Dunkley, Miss Brown and Mrs Blake

Weekly Maths Tasks (Aim to do 1 per day)

- Play on [The Mental Maths Train Game](#) - practise using all four operations but especially multiplication and division.
- Recognise the place value for numbers up to 99 in this [place value basketball game](#). If you're ready for a challenge you can try numbers all the way up 999!
- Create a card game that is based around making number pairs to twenty that can then be played as a family. Can you think of other games you can make and play? A boardgame could be fun!
- Identify shapes and finish the patterns in this online [game](#). Can any of these shapes be found around the house? How many of each shape can be found?

Weekly Reading Tasks (Aim to do 1 per day)

- Reading a variety of books at home. You could share a book everyday. This can be reading a book aloud everyday or sharing a book with an adult.
- Listen to a story read: <https://www.storylineonline.net/>
- Watch [Newsround](#) and find out what is happening in the world. What did you find out? Is there anything you need help understanding?
- Read the book 'Voices in the Park' Discuss the illustrations and why the book has been set out the way it has. [Click here to read online](#)
- Create a mask of one of the characters from 'Voices in the Park'. Can your hot seat the character?

Weekly Phonics/Spellings Tasks (Aim to do 1 per day)

- Daily phonics - Practice your sounds and blend words. Interactive games found on link below.
- [Phonics play](#)
- [Top Marks](#)
- [Spelling](#)
- Spell the days of the week and months of the year: Keep a diary of things you do in the week.
- Spell common exception words
- [Spelling City](#)

Weekly Writing Tasks (Aim to do 1 per day)

- Imagine that you live in the opposite house. What would they see? Write sentences using a variety of suffixes (est, er, ly, ment, ness) and adjectives.
- Write your address: Discuss with your child. Do they know who delivers the post? Share a letter with them and explore the envelope from the front and back. Can they see any numbers on the front or back of the envelope? What do they mean? Who is the letter addressed to? Ask your child to write their address on the envelope. Discuss the postcode and any capital letters?
- Well known addresses: Discuss with your child any well-known addresses of book characters/famous people/ historical figures they

may know? e.g. 10 Downing Street, The Post Office, Isle of Struay Katie Morag. This [Powerpoint](#) may help.

- Write a letter to someone you know!

Learning Project - to be done throughout the week: Where do you live?

The project this week aims to provide opportunities for your child to learn more about the area in which they live. Learning may focus on your local area, famous people, key landmarks and links to your city.

To develop knowledge of the location of significant places:

Ask your child to look at where they live. What can they see outside the window in the front of their house? At the back of their house? What could they find near them? Find a map and see if they can find Milton Keynes. Do they know the name of their street? Can they create a street sign with their street name? At school we have learnt about our local area, the city in which that is in, our capital city alongside capital cities of Scotland, Northern Ireland and Wales. Can they recall landmarks from these cities and countries? Can they draw the maps of each country?

My address:

Support your child to find out your address. Can they find the number on your door? Can they write the number in digits and words?. Ask them to try writing the number using crayons and paint.

Can they write a postcard or letter to a teacher at school? They could tell their teacher about where they live and things about their local area.

My house:

Discuss with your child what their house/flat looks like inside and outside? How many bedrooms does it have? Who has the biggest bedroom? Who has the smallest? Ask them to look outside their window and see if they can spot a house different to their own.

Can they draw their house? How many windows at the front? How many windows at the back? Do you have one door or two? In a special bag - could you (with adult support) place things that make it your home? Why would you pick those items?

Draw a picture of your street.

Support your child to take a look at the street and buildings around where they live. Encourage them to think about the shape of the buildings.

Shape hunt:

Take your child on a shape hunt around their house and garden. Look at the different shapes of the windows, doors, and houses. Can they name them? Are they 2D or 3D shapes? What makes a shape 2d or 3d shape? At school we have learnt about the properties of 3d shapes. Can you remember them?

Useful Learning Websites

[Classroom Secrets Learning Packs](#) - These packs are split into different year groups and include activities linked to reading, writing, maths and practical ideas you can do around the home.

[Twinkl](#) - to access these resources click on the link and sign up using your own email address and creating your own password. Use the offer code UKTWINKLHELPS.

[Headteacherchat](#) - This is a blog that has links to various learning platforms. Lots of these are free to access.

Additional year 2 work to support SATs can be found here: <https://www.theschoolrun.com/key-stage-1-sats-learning-journey>

#TheLearningProjects

Don't Forget:

Now is a great time to learn plenty of life skills. Read through the list below and see if you can help out at home or complete any jobs independently.

- Clean your room
- Make your bed
- Make your breakfast
- Help your grown-ups make dinner/lunch
- Fold and put away/hang up your clothes – pair up your socks too (there’s always one left over!)
- Help set the table

How many did you manage to do last week?

We hope you’ve also been keeping active whilst at home. Here are some fab links to keep you fit and healthy.





[P.E with Joe Wicks](#)

[Starshine Yoga - Melissa](#)

Melissa runs the yoga company *Starshine Yoga* who deliver weekly sessions to Oldbrook First School. There will be weekly yoga videos uploaded for your children to join in with!

Enjoy.

We might even join in!

 	<p>This week’s lessons are in the table below. Please click on the picture to be taken to the specific lesson page where you will find the specific videos and/or accompanying activities. You will need to sit with your child to support them throughout the lessons. Mr Hopkins</p>		
<p>Monday 27th April</p>			
<p>English</p> <p>Forming letters correctly and using alliteration in writing</p>	<p>Maths</p> <p>Recognise coins and amounts</p>	<p>History</p> <p>Who was Neil Armstrong?</p>	 <p>Reading – To retrieve information.</p>
<p>Tuesday 28th April</p>			
<p>English</p> <p>Using capital letters, full stops and joining words.</p>	<p>Maths</p> <p>Make amounts</p>	<p>Geography</p> <p>Introduction to Europe - France</p>	 <p>Reading – To find the meaning of words.</p>

Wednesday 29th April

English

Using the words 'and', 'or', 'but', 'because' and 'if'.

Maths

Compare and order amounts

Science

Different types of material



PE – Yoga

Thursday 30th April

English

Creating sentences with description

Maths

Solve problems involving money

Religious Studies

The story of Passover



OAK NATIONAL ACADEMY

Science – What is Light?

Friday 1st May

English

Reading lesson: Funny Bones by Allan Ahlberg



OAK NATIONAL ACADEMY

Maths – To identify Shapes

Music

Body percussion