



Learning Project

Age Range: Chicks and Ducklings ☺

As some of us are now returning to school we are setting home learning that is similar to what we are doing at school. For us to be able to monitor this and to support you more at home we need to see the learning that you are doing. For children in Reception we are asking for all parents to upload at least three observations onto Tapestry each week. If you have not accessed Tapestry or unable to access your account then please e-mail admin@oldbrookschool.co.uk so that a re-confirmation email can be re-sent. Please send any other work to your child's class email below:

ducklings@oldbrookschool.co.uk chicks@oldbrookschool.co.uk

Mrs Bell

Please click on the pictures. You will need to sit with your child to support them. Mr Hopkins

Monday 1st June

Move it Monday..do the superhero dance!



Play tricky word trucks- start with phase 3
Login is March20 password home



Cut out the superhero numbers- can you put them in order? Can you play a missing number games?



Tuesday 2nd June

Share the story 10 little superheroes



Listen carefully to the story, can you hear the rhyming words and make a list e.g.

**lair air
now pow**

How many can you find?

Play the spinner game count and match the numbers



Wednesday 3rd June

Try some concentration and listening skills



Complete the superhero missing number sheet in your pack. Use the number line to help you

Superhero: Missing Number Activity Sheet 1-20




Thursday 4th June

Learn the superhero yoga dance




Count to 100 with Cap



Friday 5th June

Share the Supertato story.



Sing the superhero alphabet song!



How many superhero items can you spy to 20? (pack)



Monday 8th June

Click on each picture to listen to the stories



Superhero Maths challenge cards- try one or two a day the children can use objects or draw pictures to help them



Tuesday 9th June

Learn the superhero song



Wednesday 10th June

Try some concentration and listening



Thursday 11th June

Share the Supertato story.



Count of 100 with Spiderman



Friday 12th June

Share the Superworm story.



Sing the superhero alphabet song!




Addition and subtraction sheets in the pack



Regular Writing Tasks (Aim to do 1 per day)

Keep practising letter formation, a little handwriting practise everyday will help



Can you make up your own superhero cartoon strip? Can you write captions and labels to match

Can you write about evil Pea? Describe what he does, how he looks and why he is evil?

Can you make up and write your own Supertato book? In school we are going to use real vegetable to decorate to help us make up our own stories!

Can you write a letter to Superworm?

Practise writing phase three phonic captions from the cards in your pack- parents could read them and see if your child can write them



Regular Reading Tasks (Aim to do 1 per day)

- Look at the front cover of our story. Before you share the story – have a think! **Who** do you think the **characters** will be, **where** do you think the story will take place (setting), **what** will **happen** (events)? Ask a grown up to write your ideas down on different coloured post-it notes. Read the story – which **predictions** were right? Share a photo of your ideas on Tapestry/community email. 😊
- Can you draw a picture of the story and write labels/first sounds?
- Read a variety of books at home. Favourites can be repeated. Hearing the patterns of language in a story will support your child's language development. Pause while reading and encourage your child to **jump in** & say the next word, ask them to **join in** the phrases that are repeated throughout the story
- With your child, look around their environment for the **sounds** they are currently learning. Which ones can they see and say?
- Read these phase 3 phonic cards and match them to the picture



Learning projects - to be completed throughout the 2 weeks

Home Learning Challenge

Draw a face on a potato to make your own Supertato! Take Supertato around your house to help out with some of the jobs, such as tidying your bedroom and putting away the dishes. What other helpful things can he do?

Use building bricks to make a home for your Supertato. Think about how tall and wide it needs to be to fit Supertato inside.

When shopping in the supermarket, can you count the vegetables you put in your trolley? Can you spot any vegetables in the wrong place?

When making or eating a meal, discuss which parts of the meal are vegetables and which are healthy for your body. You could also make a healthy snack such as fruit salad or a fruit smoothie.

Make jelly and add in fruit such as blueberries. Does your jelly taste like peas, like the one in the story? What does your jelly taste like?

Talk about what your name would be if you were a superhero and what special powers you would have. You could draw a picture and bring it into school.



Can you make your own characters and use them to make up your own stories?

Click on each picture and follow the link to give you lots of Supertato activities you can do at home.

Craft activities



Science activities

Freezing vegetables and observe what happens, growing vegetables from their tops and fizzy drink and mints
Keep an eye out on Tapestry for instructions

Magnetic Superhero Scene

Science Experiment



- Method**
- Begin by showing the children the Superhero and Scene. Talk about the superpower of flying.
 - Ask the children to carefully stick a paperclip on to the back of the superhero, using the sticky tape.
 - Show the children how to place a magnet behind the scene and the superhero in front of the scene.
 - Encourage the children to move the magnet along the back of the scene, to make the superhero move across the scene and 'fly' from one side to the other.
 - Children could explore making the superhero move in circles, upwards, downwards, and backwards, by moving the magnet in different ways. They could also draw their own pictures and scenes and explore making a longer scene for the superhero to 'fly' through.

- You will need:**
- Magnet
 - Metal paperclips
 - Sticky tape
 - Superhero and Scene (laminated)



Cola Super Fountain

Science Experiment

- Method**
- Before you carry out the experiment, you may wish to add a cape and a superhero outfit to the bottle of diet cola.
 - Carry out this experiment outside, with the children at least 3m away from the experiment. It's messy!
 - Remove the lid of the bottle and quickly add the mints. Stand back!
 - The cola will shoot out of the bottle in a fountain.

- You will need:**
- 2l bottle diet cola
 - Mentos mint sweets
 - A superhero cape and feet for the bottle (optional)



Flying Superheroes

Science Experiment

- Method**
- Draw a face on the balloons with permanent marker.
 - Blow up the balloons but do not tie them off! Keep the opening closed with your hand.
 - Using the sticky tape, attach some tissue to the slimmer end of the balloon to make a cape.
 - Let go of the balloon and watch it whizz around the room.

- You will need:**
- Balloons
 - Black permanent marker
 - Coloured tissue paper
 - Sticky tape



If You're Super and You Know It Song

(Sing to the tune of 'If You're Happy and You Know It')

If you're super and you know it, fly up high.
 If you're super and you know it, fly up high.
 If you're super and you know it and you really want to show it,
 If you're super and you know it, fly up high.

If you're super and you know it, shoot a web.
 If you're super and you know it, shoot a web.
 If you're super and you know it and you really want to show it,
 If you're super and you know it, shoot a web.

If you're super and you know it, super pose.
 If you're super and you know it, super pose.
 If you're super and you know it and you really want to show it,
 If you're super and you know it, super pose.

If you're super and you know it, show your strength.
 If you're super and you know it, show your strength.
 If you're super and you know it and you really want to show it,
 If you're super and you know it, show your strength.

If you're super and you know it, shoot some ice.
 If you're super and you know it, shoot some ice.
 If you're super and you know it and you really want to show it,
 If you're super and you know it, shoot some ice.

Find out what special powers the people in your family would like to have if they were superheroes.

Design a superhero costume for a new superhero.

Make a vehicle for a superhero out of junk modelling materials. Remember to give it some special features.

Superhero Physical Challenge: How many star jumps can you do in a minute?

Make a wanted poster for a villain. It can be a villain you have read about in a book or comic or one that you have made up.

Read a superhero story with a grown-up. Can you think of a different ending?

Click on each picture and follow the link to give you lots of Superworm activities you can do at home.



Additional learning resources parents may wish to engage with

Useful websites

<https://www.purplemash.com>

<https://www.phonicsplay.co.uk/>

<https://www.bbc.co.uk/cbeebies/shows/numberblocks>

<https://home.oxfordowl.co.uk>

<https://www.youtube.com/user/CosmicKidsYoga>

<https://www.bbc.co.uk/cbeebies/shows/alphablocks>

Twinkl - to access these resources click on the link and sign up using your own email address and creating your own password. Use the offer code UKTWINKLHELPS.