



Learning Project WEEK 4- Jack and the Beanstalk

**Age Range:** Chicks and Ducklings

We are very excited to hear about all the things you have been up to at home. Why don't you send us a photograph to keep us up to date and we'll do the same by putting them on our website. When you e-mail a photograph please include your child's name and class, and add in the email that you are happy for the image, together with your child's first name and class to be used on the school website Send photos to [community@oldbrookschoo.co.uk](mailto:community@oldbrookschoo.co.uk)  
The images will be published for one week and then removed and deleted when the following week's images will be posted.

Mrs Bell

Please click on the pictures below for each day to be taken to some learning videos and activities. You will need to sit with your child to support them.

Mr Hopkins

**Monday 11<sup>th</sup> May**

Move it Monday – Wk 7 what a flexible body!



Daily Phonics Lesson - oo



Maths – Time; daily routine



**Tuesday 12<sup>th</sup> May**

Listen to our story 'Jack and the Beanstalk'



Daily Phonics Lesson - ar



Maths – Time; days of the week



**Wednesday 13<sup>th</sup> May**

Sing about the days of the week & months of the year...



Daily Phonics Lesson - or




Maths – explore time & the seasons



**Thursday 14<sup>th</sup> May**

Watch the bean grow...try to grow your own...



Daily Phonics Lesson



Maths – simple measuring of time



**Friday 15<sup>th</sup> May**

Sing a song about telling the time...



Daily Phonics Lesson



Maths – investigating numbers to 20



### Weekly Maths Tasks (Aim to do 1 per day)

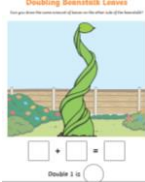
- Use objects to count out different amounts – you could count beans into numbered pots, how many in two pots altogether...how about if you add one more..take one away?




- If you have a packet of jellybeans can you sort them into colours and make a graph? What colour do you have the most of...the least of?
- Can you make a numbered bean stalk? Put the leaves in number order – can you count out the matching amount of beans? Perhaps you could count in different amounts...2s, 5s or 10s?



- Draw a beanstalk & add some leaves to one side then double the amount by drawing the same amount on the other side – can you write the sum?



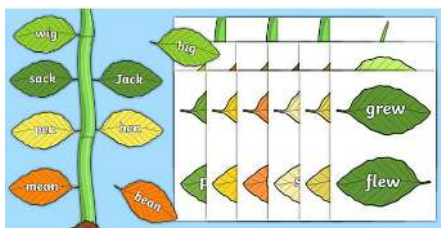
### Weekly Reading Tasks (Aim to do 1 per day)



- Look at the front cover of our story. Before you share the story – have a think! **Who** do you think the **characters** will be, **where** do you think the story will take place (setting), **what** will **happen** (events)? Ask a grown up to write your ideas down on different coloured post-it notes. Read the story – which **predictions** were right? Share a photo of your ideas on Tapestry/community email. 😊
- Read to parents daily. Visit Oxford Owl for free eBooks that link to your child's book band <https://home.oxfordowl.co.uk/> you will need to set up your own free account the first time and then you will be able to access books and games linked to your child's reading level
- Play tricky word trucks on [www.phonicsplay.co.uk](http://www.phonicsplay.co.uk) start with phase two and then move to phase three & four, help your child to read the words.
- Write tricky words on to cards and play snap/pairs.
- Read your favourite stories again...**join in** with repeating phrases, **jump in** to say the next word.


### Weekly Phonics Tasks (Aim to do 1 per day)

- Daily phonics play concentrate on phase 2 and 3 for chicks and ducklings. <https://www.phonicsplay.co.uk/>
- Use magnetic letters of homemade letter card to make more c-v-c words for example h-e-n, l-o-g, b-a-t, t-i-n, f-u-n.
- Make the rhyming word game...draw a beanstalk then add leaves with rhyming words (template provided or create your own)



### Weekly Writing Tasks (Aim to do 1 per day)

- Can you create a wanted poster for the giant?
- Practise drawing skills- can you draw lots of different beanstalks? You can draw long/short ones or thick/thin ones, make sure you are holding your pencils correctly.
- Can you practise writing key words found on [phonicsplay.co.uk](http://phonicsplay.co.uk)?
- Practise name writing. Can they write their first name? Middle name? Surname?
- Practise forming the letters of the alphabet. Try and start with lower case letters first starting from the red dot.



### Learning Project - to be done throughout the week



- Login to your Purple Mash Account- on there will be some activities linked to the learning this week <https://www.purplemash.com>
- Grow your own bean plant** and keep a diary...video links below to support with this.

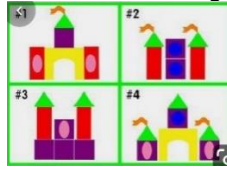


What happens if you try to grow one **without water**?





- Show the **lifecycle of a bean plant**; draw your own or use the template provided.
- Can you make your own **2D shapes and create a castle** for the giant? If you have your own shapes use these



- Can you **design and make a board game** based on Jack and the beanstalk?



- Perhaps you could **draw a picture** of Jack and the beanstalk...can you add leaves etc. to **add texture**? Can you label the picture?



- **Build a castle and a beanstalk** using lego/duplo/blocks. You could use a container with shaving foam to imagine the castle is in the clouds.



- **Sing some songs –**

<https://www.youtube.com/watch?v=TWmJ89r7GRc> Song 1 - What shall we do?  
<https://www.youtube.com/watch?v=oGPJijPVOq0> Song 2 - Jack went to market  
<https://www.youtube.com/watch?v=GqCOrJzX8cY> Song 3 - And the beanstalk grew  
<https://www.youtube.com/watch?v=ZVBNCZ4fsho> Song 4 - And he went higher  
<https://www.youtube.com/watch?v=Tn-ZSizEdMI> Song 5 - Fee fi fo fum  
<https://www.youtube.com/watch?v=4d2L4KzsB5M> Song 6 - I am the golden hen  
<https://www.youtube.com/watch?v=eU8U1sb6cBE> Song 7 - We're rich

Other fun things you can do 😊

**- Go for a bike ride together - Make a finger puppet - make sandwiches together**

Let them have time to play with their toys home learning does not have to take over the whole day; if they are finding it challenging give them a break or adapt the activity to suit your child. Let them play on their bikes, play catch and run around the garden where possible. If you can go for a short walk safely and get some fresh air do.

**You are all doing an amazing job!!!**

**Keep checking the website for more information and stay safe!**

**Additional learning resources parents may wish to engage with**

Useful websites

<https://www.purplemash.com>

<https://www.phonicsplay.co.uk/>

<https://www.bbc.co.uk/cbeebies/shows/numberblocks>

<https://home.oxfordowl.co.uk>

<https://www.youtube.com/user/CosmicKidsYoga>

<https://www.bbc.co.uk/cbeebies/shows/alphablocks>

[Twinkl](#) - to access these resources click on the link and sign up using your own email address and creating your own password. Use the offer code UKTWINKLHELPS.

**#TheLearningProjects**