



**Learning Project WEEK 2 – The Area You Live In**



**Age Range:** Year 1



Hello Robins and Ladybirds

We hope that you are all well and having lots of fun at home playing and doing some learning activities that we are putting on the school website. We have really enjoyed speaking to you on the telephone and we will call you again this week to see you all are.

Don't forget to take any photos of your home learning or the activities that you've been doing and send them to our email [community@oldbrookschool.co.uk](mailto:community@oldbrookschool.co.uk)

We love seeing them! Remember to add in the email that you are happy for the image, together with your child's first name and class to be used on the school website

Speak soon

Miss Jarman and Mrs Hailes

Weekly Maths Tasks (Aim to do 1 per day)	Weekly Reading Tasks (Aim to do 1 per day)
<ul style="list-style-type: none"> <li>• Play on <a href="#">The Mental Maths Train Game</a> - practise adding and subtracting.</li> <li>• Recognise the place value for numbers up to 99 in this <a href="#">place value basketball game</a>.</li> <li>• Create a card game that is based around making number pairs to twenty that can then be played as a family.</li> <li>• Identify shapes and finish the patterns in this online <a href="#">game</a>. Can any of these shapes be found around the house? How many of each shape can be found?</li> <li>• Write the numbers 1 -20 in words and digits, then challenge yourself to write the numbers 20-50</li> </ul>	<ul style="list-style-type: none"> <li>• Reading a variety of books at home. Your child could share a book every day. This can be reading a book aloud every day or sharing a book with an adult.</li> <li>• Listen to a story read: <a href="#">Storytime</a>.</li> <li>• <a href="https://www.storylineonline.net/">https://www.storylineonline.net/</a></li> <li>• Talk to someone in your family about a book you have read – Who is your favourite character? Where is the story set? What happened in the story? Did you like the story? Why? Is there anything you didn't like about the story? Can you predict what might happen next?</li> </ul>
<p><b>Weekly Phonics/Spellings Tasks (Aim to do 1 per day)</b></p>	<p><b>Weekly Writing Tasks (Aim to do 1 per day)</b></p>

- Daily phonics - Ask your child to practice their sounds and blend words. Interactive games found on link below.
- [Phonics play](#)
- [Top Marks](#)
- [Spelling](#)
- Spell the days of the week
- Spell common exception words
- [Spelling City](#)

- Ask your child to Imagine the kind of house they would like to live in.
- Ask your child to draw and label the house – they can add fun features because it's from their imagination!
- Write sentences with adjectives [*My house is tall and has blue walls*]to describe their fantasy house and use the suffixes – er / est [*The door is shorter than the biggest tree in the garden*]
- Look at your address with your child – encourage them to learn and write their address. Ask your child to create an imaginary address for their fantasy house.
- Ask your child to think who they might like to write a letter to – maybe one of their friends at school or one of the teachers or adults in school – they could write about what they have been doing and what they might do in the future. Ask them to include a question that they would like to find out about from their friend or teacher.

### Learning Project - to be done throughout the week: Where do you live?

**The project this week aims to provide opportunities for your child to learn more about the area in which they live. Learning may focus on your local area, famous people, key landmarks and links to your city.**

**To develop knowledge of the location of significant places:**

Ask your child to look at where they live. What can they see outside the window in the front of their house? At the back of their house? What could they find near them? Find a map and see if they can find Milton Keynes [you could look on google maps]. Do they know the name of their street? Can they create a street sign with their street name?

**My address:** Help your child to find out your address. Can they find the number on your door? Can they write the number in digits and words? Can they write a postcard explaining about where they live and things they like about their local area.

**My house:** Discuss with your child what their house looks like inside and outside? How many bedrooms does it have? Who has the biggest bedroom? Who has the smallest? Ask them to look outside their window and see if they can spot a house different to their own.

Can they draw their house? How many windows at the front? How many windows at the back? Do you have one door or two? In a special bag - could you (with adult support) place things that make it your home? Why would you pick those items?

**Draw a map of your local area and label all the key features.** Support your child to think about the local area – shops, playground, different buildings.

**Shape hunt:** Take your child on a shape hunt around their house and garden. Look at the different shapes of the windows, doors, and houses. Can they name them? Are they 2D or 3D shapes?

Ask them to create a picture of their house or street.

**Create a passport:** create an individual passport to show your own information about where you live. Discuss the use of a Passport. What is a passport? What information does it contain? What does a passport allow you to do? Can you find a real-life passport? Do you have one?

**Flag:** Can you design your own flag for your local area? What could you add? What would they mean to you?

Melissa runs the yoga company *Starshine Yoga* who deliver weekly sessions to Oldbrook First School. There will be weekly yoga videos uploaded for your children to join in with!

### Additional learning resources parents may wish to engage with

[Classroom Secrets Learning Packs](#) - These packs are split into different year groups and include activities linked to reading, writing, maths and practical ideas you can do around the home.





[Twinkl](#) - to access these resources click on the link and sign up using your own email address and creating your own password. Use the offer code UKTWINKLHELPS.

### #TheLearningProjects

#### Don't Forget:

Now is a great time to learn plenty of life skills. Read through the list below and see if you can help out at home or complete any jobs independently.

- Clean your room
- Make your bed
- Make your breakfast
- Help your grown-ups make dinner/lunch
- Fold and put away/hang up your clothes – pair up your socks too (there's always one left over!)
- Help set the table

		<p>This week's lessons are in the table below. Please click on the picture to be taken to the specific lesson page where you will find the specific videos and/or accompanying activities. You will need to sit with your child to support them throughout the lessons.</p> <p>Mr Hopkins</p>	
			
<h4>Monday 27<sup>th</sup> April</h4>			
<p><b>English</b></p> <p>Forming letters correctly and using basic alliteration</p>	<p><b>Maths</b></p> <p>Ordinal numbers</p>	<p><b>History</b></p> <p>Who was Martin Luther King?</p>	 <p>Geography – What is a continent?</p>
<h4>Tuesday 28<sup>th</sup> April</h4>			
<p><b>English</b></p> <p>Using capital letters and full stops in sentences</p>	<p><b>Maths</b></p> <p>Partition numbers 1 to 50</p>	<p><b>Geography</b></p> <p>Introduction to Europe - France</p>	 <p>Science - What do we know about the weather?</p>

**Wednesday 29<sup>th</sup> April**

**English**

Create a minibeast fact file using nouns and joining words

**Maths**

Compare objects  
1 - 50

**Science**

Different types of material



PE – Yoga

**Thursday 30<sup>th</sup> April**

**English**

Creating sentences with description

**Maths**

Order numbers  
1 - 50

**Religious Studies**

Introduction to Judaism



**OAK  
NATIONAL  
ACADEMY**

Geography – What is Europe like?

**Friday 1<sup>st</sup> May**

**English**

Reading lesson:  
Funny Bones by  
Allan Ahlberg



**OAK  
NATIONAL  
ACADEMY**

Maths – To compare lengths and heights of objects.

**Music**

Body percussion