

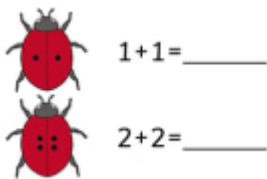


Learning Project WEEK 2- What the Ladybird Heard

Age Range: Chicks & Ducklings

Weekly Maths Tasks (Aim to do 1 per day)

- Watch a Number blocks clips each day they have lots of problems solving, counting and number recognition activities that the children will enjoy. Talk about what is happening and ask the questions for example do you recognise the number or what will the answer be. <https://www.bbc.co.uk/cbeebies/shows/numberblocks>
- This week we are thinking about **double** numbers watch this clip <https://www.bbc.co.uk/iplayer/episode/b08q4jkq/numberblocks-series-2-double-trouble> and talk about what happens when the numbers double. Can they write their own double number sums or draw double number pictures. If you have a dice could you roll it and double it or play other double games? Here are some examples of double sums you could do at home



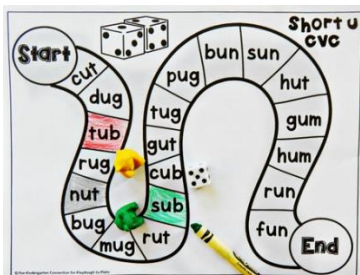
- Practise counting, you could count objects around the house or could sing number songs
- Write out the digits 0 - 9.

Weekly Reading Tasks (Aim to do 1 per day)

- <https://www.youtube.com/watch?v=Eu9mPX7DuLA> listen to the story on youtube or listen to it on Tapestry/ Can the children talk about the story? Which character did they like? Can they draw a picture of the story and write labels?
- Read a variety of books at home. Favourites can be repeated. Hearing the patterns of language in a story will support your child's language development.
- Reception age children: Children to read to parents daily. Visit Oxford Owl for free eBooks that link to your child's book band <https://home.oxfordowl.co.uk/> you will need to set up your own free account the first time and then you will be able to access books and games linked to your child's reading level
- With your child, look in magazines, newspapers and books for the tricky words they are currently learning. They could use a highlighter to highlight in magazines and newspapers.
- Play tricky word trucks on [www.phonicsplay.co.uk](http://www.phonicsplay.co.uk) start with phase two and then move to phase three, help your child to read the words.


Weekly Phonics Tasks (Aim to do 1 per day)

- Sing Nursery Rhymes and songs together.
- Daily phonics play concentrate on phase 1 and 2 for cygnets and 2 and 3 for chicks and ducklings <https://www.phonicsplay.co.uk/>
- Play listening games- what sounds can you hear around the house, talk about if the sounds are loud or quiet, short or long. They can be sounds from everyday objects e.g. hairdryer or keys
- Play word I spy e.g. I spy with my little eye a c-a-t or s-p-o-t this helps with blending skills
- Play phonics games- could you make a simple board game with simple words or sounds where the children read them as they move around?




Weekly Writing Tasks (Aim to do 1 per day)

- Can your child draw a picture from the story? Can they add a speech bubble? Encourage them to use phonic skills and remember finger spaces and full stops.
- Can they make a map to show where the Ladybird went? Can they write labels?
- Practice name writing. Can they write their first name? Middle name? Surname?
- Practice forming the letters of the alphabet. Try and start with lower case letters first starting from the red dot.





- **Login to your Purple Mash Account-** on their will be some activities linked to **What the Ladybird Heard** <https://www.purplemash.com>



- **Lifecycle of a Ladybird** Can you and your child talk about a lifecycle of a ladybird, can you talk about how a ladybird changes? Can you investigate ladybirds? What do they eat? Why do they have spots?



- **Make observations of Ladybirds** If it is possible to go outside safely in your garden or during daily exercise following government guidelines maybe you could encourage the children to go on a ladybird hunt and draw pictures of what they see
- **Make a home for the ladybird-** Can you collect some empty boxes and junk materials and make a home for a ladybird. Ask the children what the ladybird might need and how they could decorate it?
- **Ladybird Craft Ideas** if you have any craft materials at home could you make some of these of use your imagination to make something else? These are just ideas to help please do not go out to the shops to buy materials if you don't have them at home.



- Do a puzzle together
- Teach your child a joke
- Share books
- Have a tea party or picnic at home
- Watch a film together

Let them have time to play with their toys home learning does not have to take over the day if they are finding it challenging give them a break or adapt the activity to suit your child. Let them play on their bikes, play catch and run around the garden where possible. If you can go for a short walk safely and get some fresh air do.

**You are all doing an amazing job!!!**

If you can take photos of what you are doing at home and send them to us.  
Keep checking the website for more information and stay safe!

Useful websites

<https://www.purplemash.com>

<https://www.phonicsplay.co.uk/>

<https://www.bbc.co.uk/cbeebies/shows/numberblocks>

<https://home.oxfordowl.co.uk>

<https://www.youtube.com/user/CosmicKidsYoga>

<https://www.bbc.co.uk/cbeebies/shows/alphablocks>

**Twinkl** - to access these resources click on the link and sign up using your own email address and creating your own password. Use the offer code UKTWINKLHELPS.

We are very excited to hear about all the things you have been up to at home. Why don't you send us a photograph to keep us up to date and we'll do the same by putting them on our website. When you e-mail a photograph please include your child's name and class, and add in the email that you are happy for the image, together with your child's first name and class to be used on the school website Send photos to [community@oldbrooks.school.co.uk](mailto:community@oldbrooks.school.co.uk)

The images will be published for one week and then removed and deleted when the following week's images will be posted.

Mrs Bell and Miss Muncaster

**#TheLearningProjects**


## Children in Nursery Class

Please click on the pictures below for each day to be taken to some learning videos and activities. You will need to sit with your child to support them.

Mr Hopkins

### Monday 27<sup>th</sup> April

Listen to the story...



Linking the story to maths...

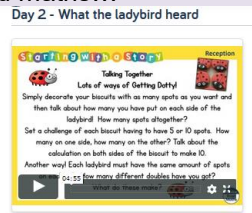


Choose a word...find pictures to rhyme...



### Tuesday 28<sup>th</sup> April

Story and maths...



Choose phase 2 & 3...how many sounds can you read?



Sing and count...

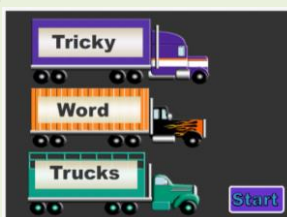


### Wednesday 29<sup>th</sup> April

Story and maths...



How many tricky words can you read?



Use positional language to sing about where the monkey is...



### Thursday 30<sup>th</sup> April

Story and maths...



Choose phase 2 & 3...how many sounds can you read?



Science...



### Friday 1<sup>st</sup> May

Story and maths...



Can you spot the alien words?



Sing along a shape song...

