



Learning Project WEEK 1- The Hungry Caterpillar

Age Range: Chicks, Ducklings and Cygnets

Weekly Maths Tasks (Aim to do 1 per day)

- Watch a Number blocks clip each day they have lots of problems solving, counting and number recognition activities that the children will enjoy. Talk about what is happening and ask the questions for example do you recognise the number or what will the answer be. <https://www.bbc.co.uk/cbeebies/shows/numberblocks>
- Practise counting up to 20. This can be done through playing hide and seek, singing number songs, chanting, board games etc.
- Write out the digits 0 - 9.
- Practise recognising amounts up to 5 or up to ten by playing games. This can be done by reading a dice when playing board games, playing with cards, identifying how many food items on the plate etc.
- Hungry Caterpillar maths worksheet, if you are unable to print you could make your own or use real objects to help the children to solve simple addition problems

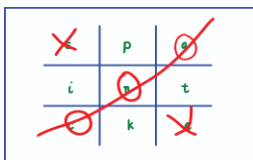
$$\text{🍌} + \text{🍌} = \bigcirc$$

Weekly Reading Tasks (Aim to do 1 per day)

- <https://www.youtube.com/watch?v=75NQG-Sm1YY> watch the story of the hungry caterpillar and talk about what happens. The children could make their own pictures or books about the hungry caterpillar
- Read a variety of books at home. Favourites can be repeated. Hearing the patterns of language in a story will support your child's language development.
- Reception age children: Children to read to parents daily. Visit Oxford Owl for free eBooks that link to your child's book band <https://home.oxfordowl.co.uk/> you will need to set up your own free account the first time and then you will be able to access books and games linked to your child's reading level
- With your child, look in magazines, newspapers and books for the tricky words they are currently learning. They could use a highlighter to highlight in magazines and newspapers.

Weekly Phonics Tasks (Aim to do 1 per day)

- Sing Nursery Rhymes and songs together.
- Daily phonics play concentrate on phase 1 and 2 for cygnets and 2 and 3 for chicks and ducklings <https://www.phonicsplay.co.uk/>
- Play listening games- for example you make an animal sound and they copy
- Play word I spy e.g I spy with my little eye a c-a-t or s-p-o-t this helps with blending skills
- Play phonics noughts and crosses. Draw out a grid and write a letter, digraph, trigraph or tricky word in each part of the grid. Take it in turns to name what is written in the grid. If you say it correctly you can add your nought or cross in that square



Weekly Writing Tasks (Aim to do 1 per day)

- Ask your child to draw a picture from the hungry caterpillar, can they label the picture or write a sentence to match. Encourage them to use phonic skills and remember finger spaces and full stops.
- Practice name writing. Can they write their first name? Middle name? Surname?
- Can they write the names of their family members? Do they know Mummy and Daddy's real name? They could copy this or use their phonics knowledge. Can they write this? Using chalks, crayons, paint, felt tips.
- Practice forming the letters of the alphabet. Try and start with lower case letters first starting from the red dot.



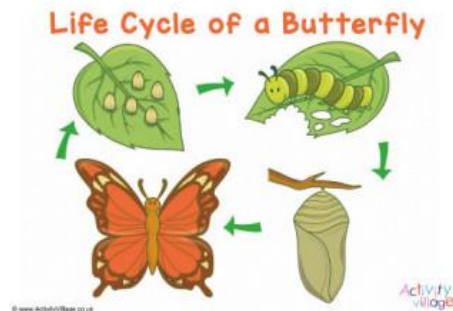
Learning Project - to be done throughout the week




- Login to your Purple Mash Account- on their will be some activities linked to The Hungry Caterpillar <https://www.purplemash.com>



- **Lifecycle of a Butterfly** Can you and your child talk about a lifecycle of a butterfly and how a butterfly grows from egg-caterpillar-cocoon-butterfly



- **Make observations of butterflies** If it is possible to go outside safely in your garden or during daily exercise following government guidelines maybe you could encourage the children to go on a butterfly hunt and draw pictures of what they see
- **Make a meal for The Hungry Caterpillar** with your child prepare a lunch or home picnic where you pretend the Hungry Caterpillar is coming to join you? Ask the children to think about what he would like to eat. Could you make the food with your child and share together.
- **Hungry Caterpillar Yoga** <https://www.youtube.com/watch?v=xhWDiQRrC1Y> You can do this as a whole family its great exercise to start the day!
- **Hungry Caterpillar Craft Ideas** if you have any craft materials at home could you make some of these of use your imagination to make something else? These are just ideas to help please do not go out to the shops to buy materials if you don't have them at home.



- Play games together
- Talk to each other
- Share books
- Play pretend games

Let them have time to play with their toys home learning does not have to take over the day if they are finding it challenging give them a break or adapt the activity to suit your child. Let them play on their bikes, play catch and run around the garden where possible. If you can go for a short walk safely and get some fresh air do.

You are all doing an amazing job!!!

If you can take photos of what you are doing at home and send them to us.
Keep checking the website for more information and stay safe!

Additional learning resources parents may wish to engage with

Useful websites

<https://www.purplemash.com>

<https://www.phonicsplay.co.uk/>

<https://www.bbc.co.uk/cbeebies/shows/numberblocks>

<https://home.oxfordowl.co.uk>

<https://www.youtube.com/user/CosmicKidsYoga>

<https://www.bbc.co.uk/cbeebies/shows/alphablocks>

Twinkl - to access these resources click on the link and sign up using your own email address and creating your own password. Use the offer code UKTWINKLHELPS.

<https://hungrylittleminds.campaign.gov.uk/#3>

We are very excited to hear about all the things you have been up to at home. Why don't you send us a photograph to keep us up to date and we'll do the same by putting them on our website. When you e-mail a photograph please include your child's name and class, and add in the email that you are happy for the image, together with your child's first name and class to be used on the school website Send photos to community@oldbrookschoo.co.uk
The images will be published for one week and then removed and deleted when the following week's images will be posted.

Mrs Bell and Miss Muncaster

#TheLearningProjects

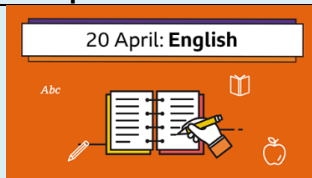


Children in Reception Classes

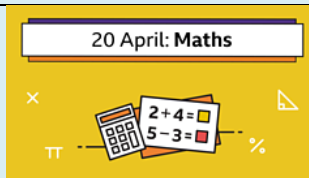
Please click on the pictures below for each day to be taken to some learning videos and activities. You will need to sit with your child to support them.

Mr Hopkins

Monday 20th April

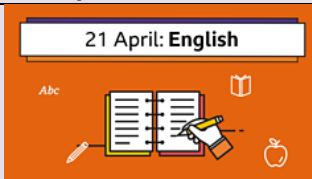


To hear the story, 'The Very Hungry Caterpillar' by Eric Carle

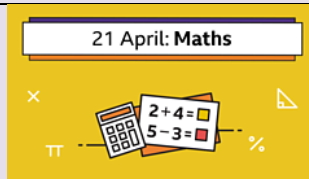


To learn 2D shapes.

Tuesday 21st April

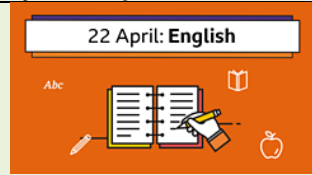


To hear the story and read key words in the story 'Colour' by Christina Rossetti.

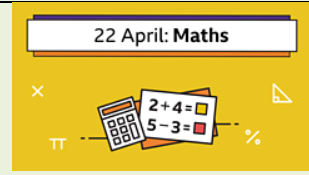


To learn to count to 20.

Wednesday 22nd April



To match words and pictures.
Username: march20 password: home

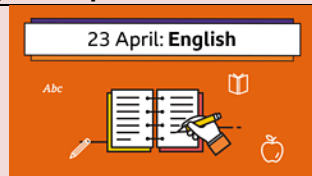


To learn to count backwards from 10.

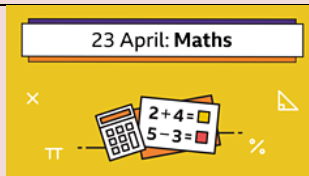


To watch the lifecycle of a butterfly

Thursday 23rd April



To practice segmenting.
Username: march20 password: home

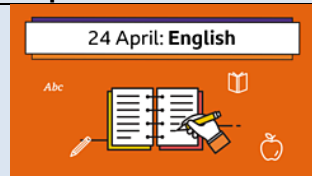


Number blocks Magic Quiz

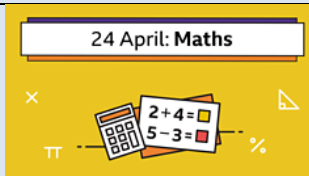


To sing and learn 'The Tiny Caterpillar' song.

Friday 24th April



To listen to the story 'The Very Quiet Cricket' by Eric Carle



To learn to count to 20.



Hungry Caterpillar Yoga